



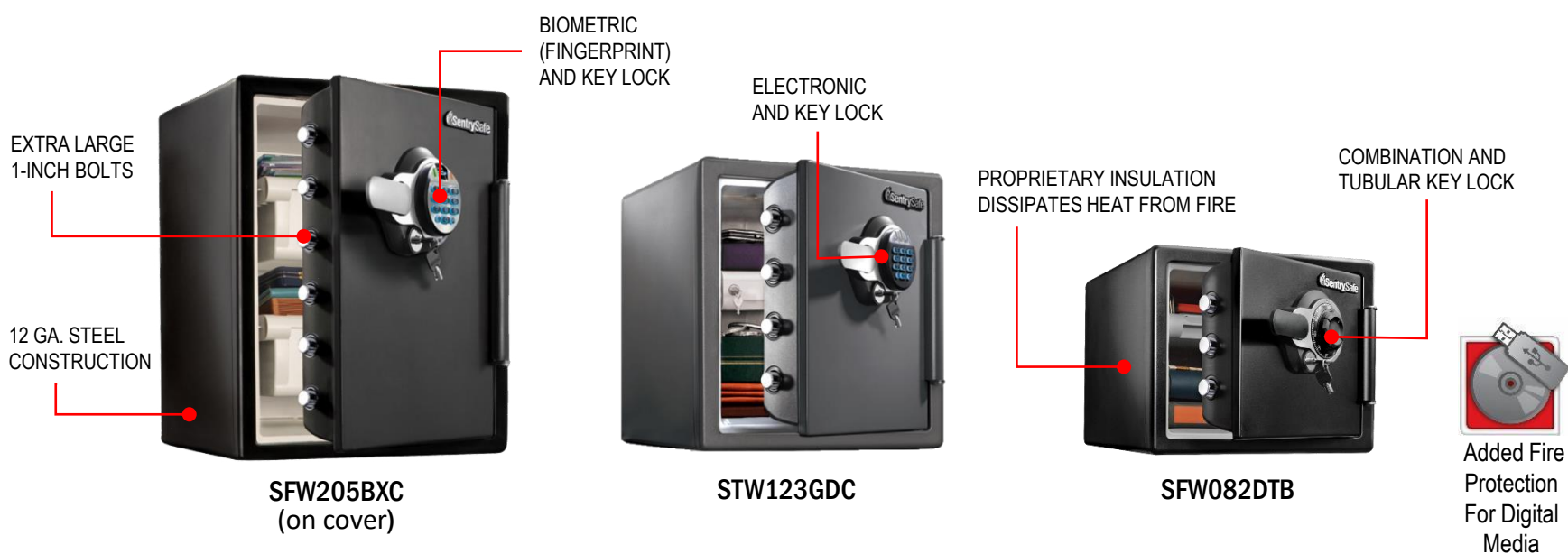
**PROVEN TOP-OF-THE-LINE
PROTECTION**



SentrySafe
PHILIPPINES

Fire Safes for Home & Office


MODEL	LOCK TYPE				CAP. CU.FT	WT. KG	EXTERNAL DIM H x W x D (INCHES)	FEATURES
SFW082DTB	Combo + key	Max	1 hr	W-R	0.8	36	13.7 x 16.3 x 19.3	 UL (USA) fire tested up to 2 hours Intertek ETL Verified water protection
SFW082GTC	Elec + key	Max	1 hr	W-R	0.8	36	13.7 x 16.3 x 19.3	
SFW123DTB	Combo + key	Max	1 hr	W-R	1.2	39	17.8 x 16.3 x 19.3	
SFW123GTC	Elec + key	Max	1 hr	W-R	1.2	39	17.8 x 16.3 x 19.3	
SFW123BSC	Bio/Elec + key	Max	1 hr	W-R	1.2	39	17.8 x 16.3 x 19.3	
SFW205DPB	Combo + key	Max	1 hr	W-R	2.0	57	23.8 x 18.6 x 19.3	
SFW205GPC	Elec + key	Max	1 hr	W-R	2.0	57	23.8 x 18.6 x 19.3	
SFW205UPC	Elec + key	Max	1 hr	W-R	2.0	57	23.8 x 18.6 x 19.3	
SFW205BXC	Bio/Elec + key	Max	1 hr	W-R	2.0	57	23.8 x 18.6 x 19.3	
STW123GDC	Elec + key	Max	2 hr	W-R	1.2	58	17.8 x 16.3 x 19.3	
STW205GYC	Elec + key	Max	2 hr	W-R	2.0	79	23.8 x 18.6 x 19.3	



Commercial Fire Safes






MODEL	LOCK TYPE				CAP. CU.FT	WT. KG	EXTERNAL DIM H x W x D (INCHES)	FEATURES
S6370	Combo + key	Max	1 hr	-	3.0	152	34.5 x 20.5 x 22.0	 UL (USA) fire tested up to 2 hours Fire Protection Certified by RISE
S6770	Elec + key	Max	1 hr	-	3.0	152	34.5 x 20.5 x 22.0	
S7371	Combo + key	Max	1 hr	-	4.6	231	39.8 x 25.4 x 23.4	
S7771	Elec + key	Max	1 hr	-	4.6	231	39.8 x 25.4 x 23.4	
S8371	Combo + key	Max	1 hr	-	5.8	278	47.6 x 25.4 x 23.9	
S8771	Elec + key	Max	1 hr	-	5.8	278	47.6 x 25.4 x 23.9	
S9371*	Combo + key	Max	2 hr	-	13.4	388	66.5 x 30.5 x 25.6	
S9770*	Elec + key	Max	2 hr	-	13.4	388	66.5 x 30.5 x 25.6	
S12770*	Elec + key	Max	2 hr	-	25.0	540	68.7 x 44.3 x 27.6	
S13770*	Elec + key	Max	2 hr	-	27.6	560	68.7 x 47.2 x 28.3	

* Indent order only, up to 16 weeks lead time

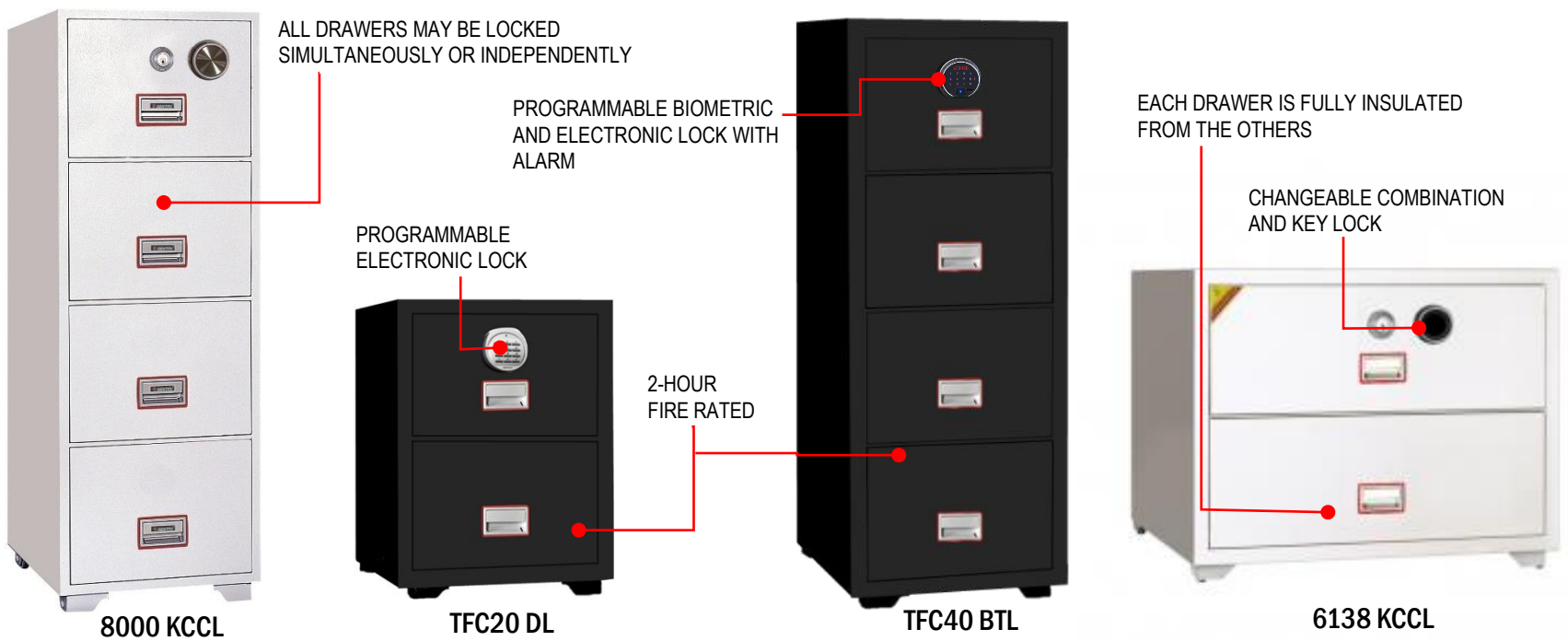


Fire Filing Cabinets






BTL LOCKS AVAILABLE ON ALL MODELS, INDENT ORDER

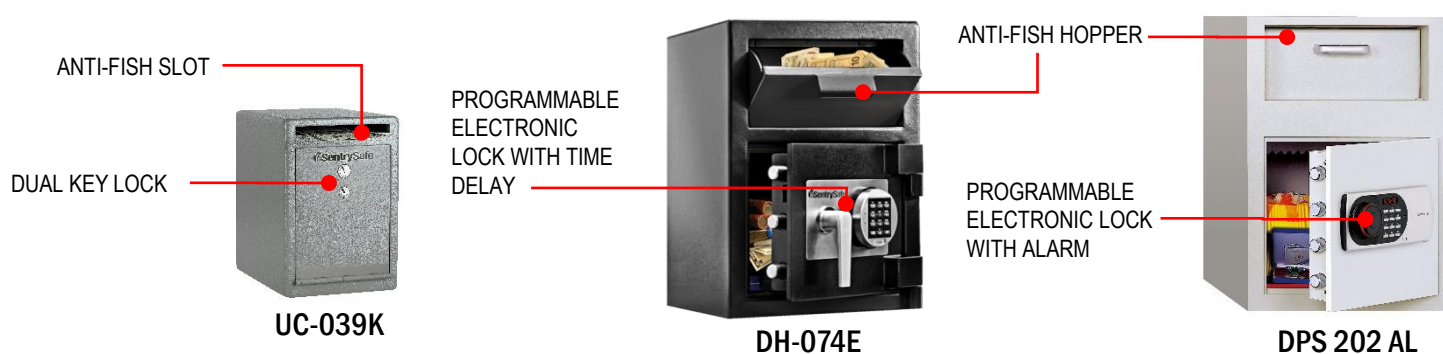
MODEL	NO. DRW	LOCK TYPE				CAP. CU.FT	WT. KG	EXTERNAL DIM H x W x D (INCHES)	FEATURES
6100 KCCL	2	Combo + key	High	1 hr	-	3.5	145	30.8 x 20.8 x 28.3	 
6100 DL	2	Electronic	High	1 hr	-	3.5	145	30.8 x 20.8 x 28.3	
TFC20 KCCL*	2	Combo + key	High	2 hr	-	3.5	180	32.4 x 22.4 x 29.2	
TFC20 DL*	2	Electronic	High	2 hr	-	3.5	180	32.4 x 22.4 x 29.2	
6138 KCCL*	2	Combo + key	High	1 hr	-	5.9	184	31.1 x 38.8 x 25.3	
6138 DL*	2	Electronic	High	1 hr	-	5.9	184	31.1 x 38.8 x 25.3	
7000 KCCL*	3	Combo + key	High	1 hr	-	5.2	206	44.3 x 20.8 x 28.3	
7000 DL*	3	Electronic	High	1 hr	-	5.2	206	44.3 x 20.8 x 28.3	
7038 KCCL*	3	Combo + key	High	1 hr	-	9.0	258	44.1 x 38.8 x 25.3	
7038 DL*	3	Electronic	High	1 hr	-	9.0	258	44.1 x 38.8 x 25.3	
8000 KCCL	4	Combo + key	High	1 hr	-	6.9	266	57.7 x 20.8 x 28.3	
8000 DL	4	Electronic	High	1 hr	-	6.9	266	57.7 x 20.8 x 28.3	
8000 BTL*	4	Bio + elec	High	1 hr	-	6.9	266	57.7 x 20.8 x 28.3	
TFC40 KCCL*	4	Combo + key	High	2 hr	-	6.9	320	59.4 x 22.4 x 29.2	
TFC40 DL*	4	Electronic	High	2 hr	-	6.9	320	59.4 x 22.4 x 29.2	
TFC40 BTL*	4	Bio + elec	High	2 hr	-	6.9	320	59.4 x 22.4 x 29.2	
8038 KCCL*	4	Combo + key	High	1 hr	-	12.0	339	57.1 x 38.8 x 25.3	
8038 DL*	4	Electronic	High	1 hr	-	12.0	339	57.1 x 38.8 x 25.3	
8038 BTL*	4	Bio + elec	High	1 hr	-	12.0	339	57.1 x 38.8 x 25.3	

* Indent order only, up to 16 weeks lead time



Depository Safes

MODEL	LOCK TYPE				CAP. CU.FT	WT. KG	EXTERNAL DIM H x W x D (INCHES)	FEATURES
UC-025K	Dual Key Lock	Max	-	-	0.2	9	8.5 x 6.0 x 12.3	 
UC-039K	Dual Key Lock	Max	-	-	0.4	13	12.0 x 8.0 x 10.3	
DH-074E	Electronic	Max	-	-	0.9	43	20.0 x 14.0 x 15.6	
DH-134E	Electronic	Max	-	-	1.6	55	27.0 x 14.0 x 15.6	
DPS 202 AL	Electronic	Max	-	-	0.9	39	20.2 x 14.0 x 14.0	
DPS 300S	Electronic	Max	-	-	3.7	85	30.0 x 20.0 x 20.0	



Fire Chests

MODEL	LOCK TYPE				CAP. CU.FT	WT. KG	EXTERNAL DIM H x W x D (INCHES)	FEATURES
1200	Flat Key	Basic	½ hr	-	0.18	6	6.1 x 14.3 x 11.2	 UL (USA) fire tested up to 2 hours
CHW20201	Tubular Key	Basic	½ hr	WP	0.28	9	6.6 x 15.4 x 14.3	
CHW30200	Tubular Key	Basic	½ hr	WP	0.36	11	7.6 x 16.5 x 14.8	



CHW3020

TUBULAR
KEY LOCK



CHW20201

CARRYING HANDLE



1200



Added Fire Protection
For Digital Media



Security Safes

MODEL	LOCK TYPE				CAP. CU.FT	WT. KG	EXTERNAL DIM H x W x D (INCHES)	FEATURES
X031	Key	High	-	-	0.4	5	6.6 x 11.4 x 10.4	 Solid Steel Construction Multiple Live-Locking Bolts Bolt-Down Hardware Included
X055	Elec + Override	High	-	-	0.6	6	8.7 x 13.8 x 10.6	
X075	Elec + Override	High	-	-	0.8	8	7.1 x 16.9 x 14.6	
X105	Elec + Override	High	-	-	1.0	11	8.9 x 16.9 x 14.6	
X125	Elec + Override	High	-	-	1.2	12	10.6 x 16.9 x 14.6	
LX110B	Biometric + Key	High	-	-	0.9	11	7.7 x 16.9 x 14.6	
T6-331	Elec + Override	Max	-	-	2.2	47	24.0 x 15.4 x 16.1	
T8-331	Elec + Override	Max	-	-	4.3	74	27.6 x 21.7 x 19.8	
T0-331	Elec + Override	Max	-	-	6.0	100	37.4 x 21.7 x 19.8	
H060ES*	Elec / Swipe	High	-	-	0.4	9	7.0 x 15.0 x 11.0	

* Indent order only, up to 16 weeks lead time



T6-331

RELOCKING DEVICE PROTECTS
AGAINST ATTACK

PROGRAMMABLE ELECTRONIC
LOCK WITH OVERRIDE KEY



X055

BIOMETRIC LOCK
WITH OVERRIDE KEY



LX110B

MOTORIZED LIVE-LOCKING BOLTS

REPROGRAMMABLE DIGITAL
LOCK WITH CARDSWIPE ENTRY



H060ES


Fire Data Safes

ALL SIZES AVAILABLE WITH DUAL ELECTRONIC OR COMBINATION LOCK AND KEY

MODEL	LOCK TYPE				CAP. CU.FT	WT. KG	EXTERNAL DIM H x W x D (INCHES)	FEATURES
S8771M*	Elec + key	Max	1 hr	-	4.2	300	47.6 x 25.4 x 23.9	Fire Protection Certified by RISE
S11770M*	Elec + key	Max	2 hr	-	8.1	541	68.7 x 27.2 x 28.3	
S13770M*	Elec + key	Max	2 hr	-	16.2	765	68.7 x 47.2 x 28.3	

* Indent order only, up to 16 weeks lead time

More models available at www.zenorexmarketing.com



S13770M

SHELF

PULL OUT
TRAYS



S11770M

ELECTRONIC
AND KEY LOCK

LIVE-LOCKING
BOLTS

MEDIA INSERTS



S8771M



Added Fire Protection
For Digital
Media





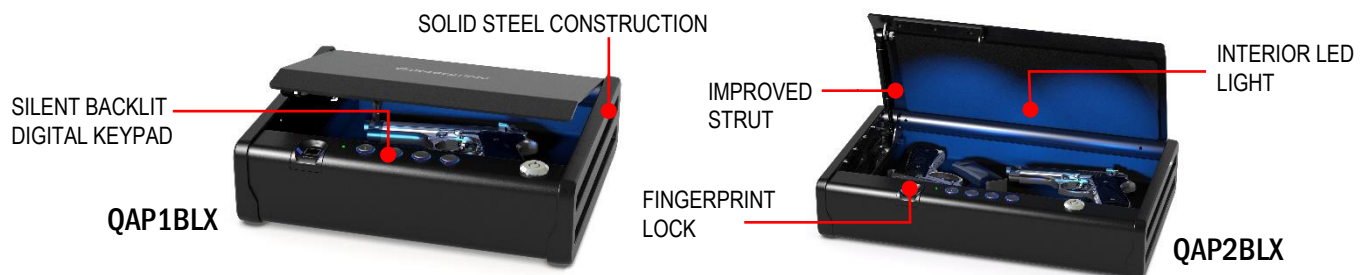
Safe Boxes

MODEL	LOCK TYPE				CAP. CU.FT	WT. KG	EXTERNAL DIM H x W x D (INCHES)	FEATURES
DS-1	Key	Basic	-	-	0.04	0.8	2.1 x 6.7 x 7.1	 Solid Steel Construction
CB-10	Key	Basic	-	-	0.12	1.3	3.3 x 9.8 x 7.4	
CB-12	Key	Basic	-	-	0.21	2.1	3.7 x 11.8 x 9.3	
DCB-12	Key	Basic	-	-	0.21	2.3	3.7 x 11.8 x 9.3	
KB-25	Key	Basic	-	-	0.06	1.2	9.8 x 7.4 x 3.3	
KB-50	Key	Basic	-	-	0.12	2.0	11.8 x 9.4 x 3.9	
P005C	Combination	Moderate	-	-	0.05	0.9	2.6 x 5.9 x 8.0	
P008E	Elec+Override	Moderate	-	-	0.08	1.5	2.9 x 10.0 x 7.9	



Pistol Safes

MODEL	PISTOL CAP.	LOCK TYPE				CAP. CU.FT	WT. KG	EXTERNAL DIM H x W x D (INCHES)	FEATURES
QAP1BLX	1	Bio/Elec+Override	High	-	-	0.08	5	3.2 x 12.1 x 9.9	 California DOJ Certified
QAP2BLX	2	Bio/Elec+Override	High	-	-	0.12	7	3.2 x 16.4 x 9.8	



Why do I need a safe?

PEACE OF MIND

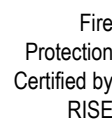
When fire or natural disaster strikes, get your family to safety knowing that your documents and valuables are safe.

PROTECTION AND ORGANIZATION

Safeguard your **important and irreplaceable** items, such as birth certificates, cash, jewelry, property titles, contracts and passports. Organizational features ensure that you can find these documents/items when you need them.

Why choose SentrySafe?

- World leader of safes
- Proven protection
- Top of the line quality
- Over 100 models to fit your needs
- Excellent after-sales service
- **BEST VALUE FOR MONEY**



What type of protection does SentrySafe offer?



SECURITY

Basic

Privacy key lock deters unwanted access and is not intended for tool attacks.

Moderate

Durable, solid-steel construction and a tether cable provide moderate protection against brief attacks.

High

Solid-steel construction, pry-resistant door/body and heavy duty locks provide higher protection against tool attacks. Many models are California DOJ certified for firearm storage and protection.

Maximum (Max)

For maximum protection these safes offer 2-4 live-locking bolts, solid steel construction and pry-resistant hinge bars to help provide additional protection from forced entry. Select models include dead bolts, anti-drill door and loud audible alarm for unauthorized access attempts.



FIRE

½ HR, 1 HR and 2 HR Fire Ratings

Indicates how long internal temp. stays cool enough to protect paper and valuables from damage during a fire

Media Protection

Provides additional protection for sensitive digital storage equipment



WATER

Waterproof (WP)

Can be submerged in water for up to 72 hours

Water Resistant (W-R)

Can sit in up to 8 inches of water for 24 hours